





























## KZ-2

**DIF DM 2024**  
**Warm-up (WaUp)**  
**Results**

**Document 18**

Subject to scrutineering & sporting investigations

Rnk	No.	Driver	Nat	Sector 1	Sector 2	Sector 3	Time	Gap	Laps
1	2	HAUGÅRD RASMUS		15.413	15.166	18.309	<b>48.888</b>		9
2	87	VEJEN NIKLAS		15.390	15.155	18.382	<b>48.927</b>	0.039	9
3	3	ÖDMARK TEODOR		15.424	15.254	18.338	<b>49.016</b>	0.128	8
4	5	LASSEN JULIUS		15.453	15.212	18.416	<b>49.081</b>	0.193	9
5	47	VENDELBO RASMUS		15.495	15.186	18.478	<b>49.159</b>	0.271	9
6	4	ANDERSEN RASMUS		15.502	15.162	18.509	<b>49.173</b>	0.285	9
7	184	HEDEGAARD OLIVER		15.495	15.246	18.458	<b>49.199</b>	0.311	9
8	78	NIELSEN MAGNUS		15.574	15.246	18.425	<b>49.245</b>	0.357	9
9	8	JENSEN MADS		15.526	15.285	18.482	<b>49.293</b>	0.405	9
10	1	WOLFSOHN VICTOR		15.555	15.349	18.545	<b>49.449</b>	0.561	9
11	353	HUMPHRYS ANTON		15.619	15.373	18.545	<b>49.537</b>	0.649	8
12	7	FALCH ANDREAS		15.624	15.360	18.604	<b>49.588</b>	0.700	9
13	16	HERSOM THEIS		15.488	15.353	18.753	<b>49.594</b>	0.706	8
14	42	CHRISTIANSEN OLIVER		15.772	15.322	18.520	<b>49.614</b>	0.726	9
15	313	VESTERGAARD JONAS		15.626	15.432	18.574	<b>49.632</b>	0.744	9
16	94	ELKJÆR ANDERS		15.643	15.396	18.618	<b>49.657</b>	0.769	9
17	24	FAURSCHOU MICHAEL		15.683	15.448	18.559	<b>49.690</b>	0.802	4
18	92	SACHSE CHRISTOFFER		15.752	15.389	18.633	<b>49.774</b>	0.886	9
19	33	JENSEN MATHIAS		15.626	15.447	18.834	<b>49.907</b>	1.019	9
20	79	PEDERSEN CHRISTIAN		15.774	15.620	18.874	<b>50.268</b>	1.380	8
21	27	PEDERSEN FREDERIK		16.286	16.124	19.741	<b>52.151</b>	3.263	4
22	80	ROLFING ASBJØRN		17.277	16.328	19.596	<b>53.201</b>	4.313	8
23	52	CHRISTENSEN OLIVER		17.558	16.667	19.792	<b>54.017</b>	5.129	8
24	51	CHRISTENSEN OVE		16.814	17.128	20.698	<b>54.640</b>	5.752	8
25	35	GRAVLUND SEBASTIAN		18.612	16.577	21.142	<b>56.331</b>	7.443	5
<b>Not Classified</b>									
	400	SALOMON GABRIEL					<b>No Time</b>		
	171	RASMUSSEN NICKLAS					<b>DNS</b>		
	314	FOLDEN CHRISTIAN					<b>DNS</b>		

Start Time : 11/08 - 10:15:00

Best lap : No.2 HAUGÅRD RASMUS 48.888 91.90 kph  
Event Record : No.87 VEJEN NIKLAS 49.143 91.42 kph

Timekeeper *Peter Thormann* Timekeeper *Peder Madsen*

DIF DM 2024 (DNK) 09-11/08/2024

Page 1 / 1

DASU, Dansk Automobil Sports Union

Apex Timing GoRacing 